

## Headquarters Laboratory

P.O. Box 670  
Collinsville, MS 39325  
Office (601) 626-1100  
Fax (601) 626-1122



## Florida Laboratory

201 Douglas Ave, Suite A  
Dunedin, FL 34698  
Office (727) 253-4991  
Fax (727) 953-7849

# Ron Smith & Associates, Inc.

## Testing Division

Toll Free: 1-866-832-6772 | [www.RonSmithandAssociates.com](http://www.RonSmithandAssociates.com)  
Email: [testing@ronsmithandassociates.com](mailto:testing@ronsmithandassociates.com)

## Summary Report

### Fall 2016 Footwear Comparison Proficiency Test #16302

Issued: November 22, 2016

On August 22, 2016, Ron Smith and Associates, Inc. (RS&A) shipped the 2016 Fall Footwear Comparison Proficiency Test #16302. Participants were required to submit their responses no later than October 24, 2016 in order for them to be included in this summary report.

A total of 5 tests were ordered and shipped, with 1 participant returning their responses. The test was provided in both digital and hard copy format and included seven questioned impressions and two known footwear impressions.

The results presented in this report reflect whether or not the participants' submitted results agree or disagree with the assigned values garnered from pre-distribution testing and outlined in ***The Manufacturer's Report*** (Appendix 1). The primary purpose of a Summary Report is to provide an overall documentation of all the submitted responses. It is RS&A's intention to go a step further by providing more meaningful statistical results through analyzing the submitted responses in relation to the demographics obtained from each of the examiners participating in this proficiency test. All results and statistics for Test #16302 will be outlined through graphs and charts found in the remainder of this report.

Prior to distribution of this test, all of the expected responses were determined to be either "Identification" or "Exclusion"; however, we are aware that some agencies allow for a conclusion of "Inconclusive" in their casework. In designing this Proficiency Test, there was no intention to force a participant to render a conclusion which goes beyond their considered opinion. To satisfy this option, participants were allowed to enter "Inconclusive" as a response. Due to the fact that a participant's "Inconclusive" response does not meet the assigned values, it will appear as an inconsistent response in the summary report and be incorporated as such in the statistical analysis. It will be up to each agency to decide if the participant's "Inconclusive" response qualifies as being acceptable under their policies and procedures.

RS&A strives to maintain the confidentiality of all of its clients and participants. All results are obtained and published using randomly generated test codes. RS&A will not release the identity of any participant without the written consent of the participant and/or the agency involved.

For any additional information, please contact the Footwear Proficiency Testing Coordinator at [testing@ronsmithandassociates.com](mailto:testing@ronsmithandassociates.com) or call toll free at 1-866-832-6772.

## Appendix 1

### Test Manufacturer's Information

#### Fall 2016 Footwear Comparison Proficiency Test #16302

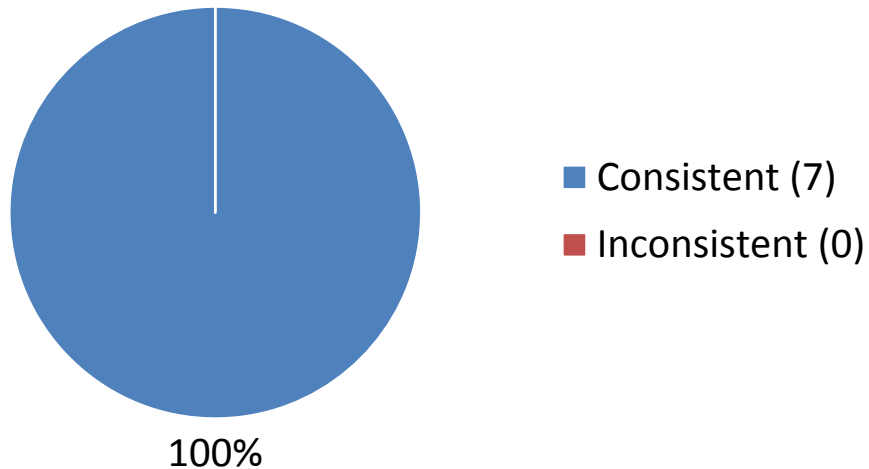
The assigned values are:

<b>Questioned Impressions Q-#</b>	<b><u>Conclusion</u></b>	<b>Known Shoe K-#</b>
Q-1	Identification	K-2 Right Shoe
Q-2	Exclusion	
Q-3	Identification	K-1 Left Shoe
Q-4	Identification	K-1 Left Shoe
Q-5	Identification	K-1 Left Shoe
Q-6	Exclusion	
Q-7	Identification	K-1 Left Shoe

The test consisted of seven questioned impressions and two known shoe prints in hard copy photograph and/or digital image formats. The assigned values were determined through the ground truth information and verified through unanimous agreement during pre-distribution testing.

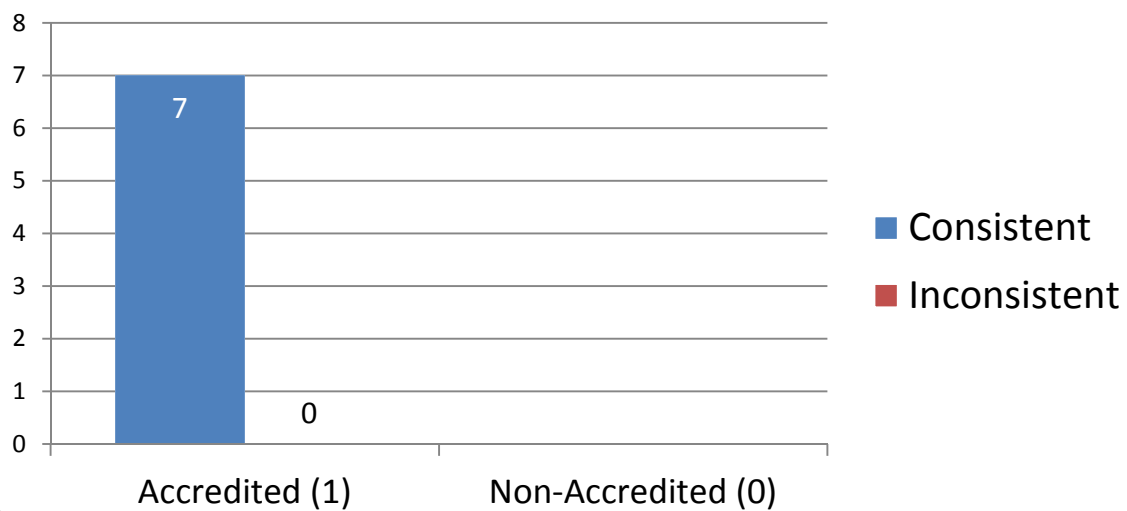
## Appendix 2

### Consistent vs Inconsistent Responses Compared to Assigned Values



## Appendix 3

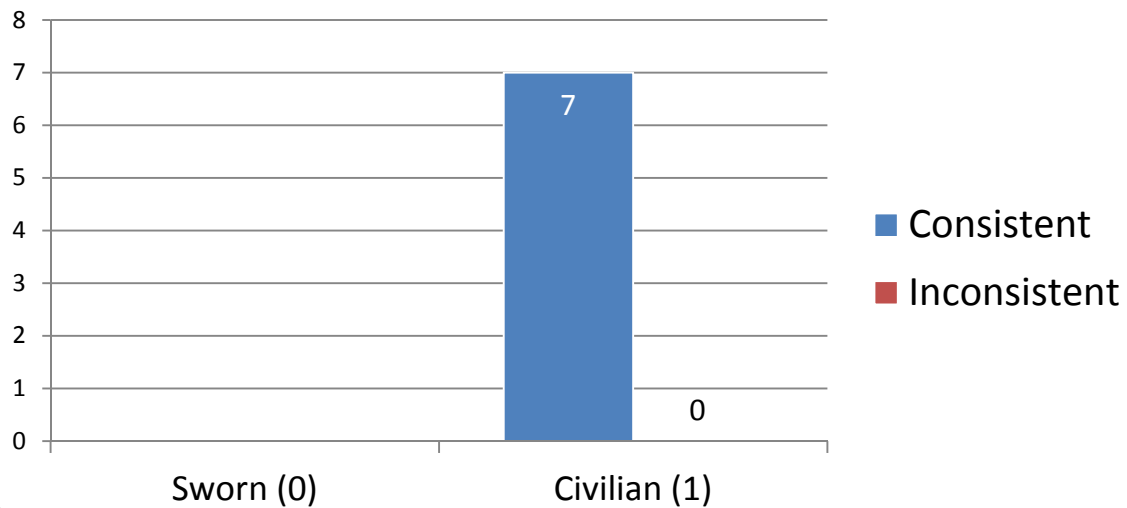
### Consistent vs Inconsistent Responses Based on Accreditation



\*For further information, please read **Manufacturer's Additional Observations** on the final page of this report.


#### Appendix 4

**Consistent vs Inconsistent Responses  
Based on Sworn or Civilian Status**



#### Appendix 5

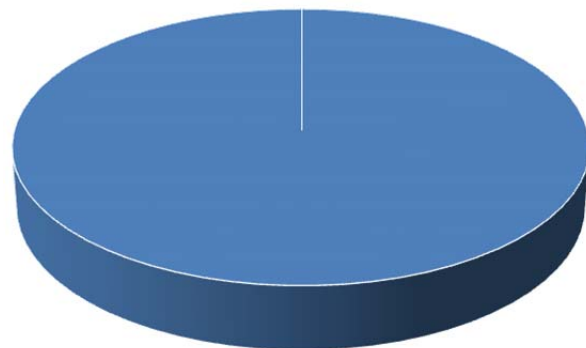
**Consistent vs Inconsistent Responses  
Based on IAI Certification Status**



\*For further information, please read **Manufacturer's Additional Observations** on the final page of this report.

## Appendix 6

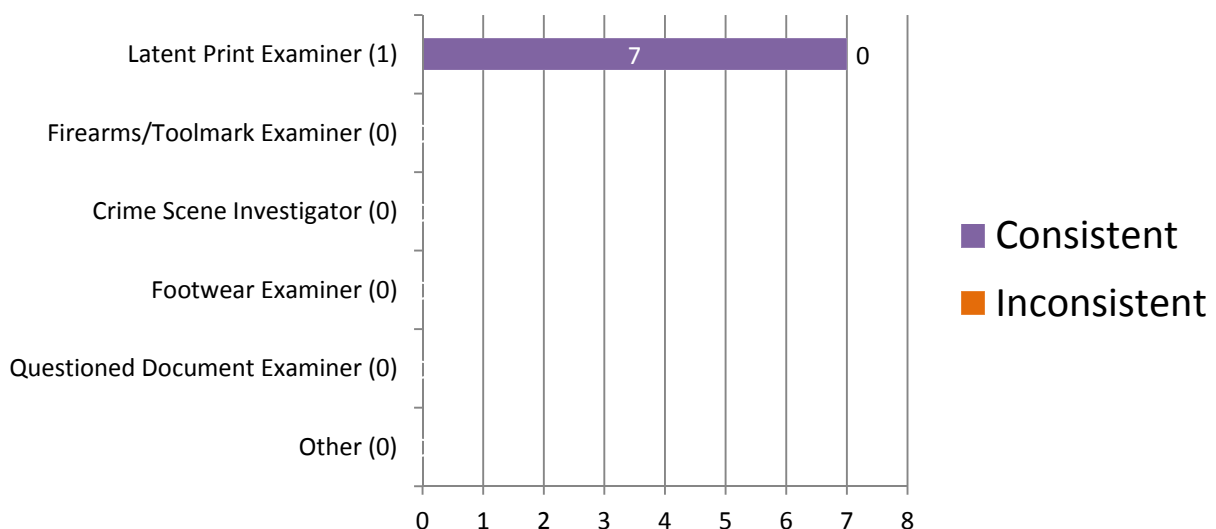
### Percentage of Participants Based on Primary Job Position



100%

- Latent Print Examiner
- Firearms/Toolmark Examiner
- Crime Scene Investigator
- Footwear Examiner
- Questioned Document Examiner
- Other

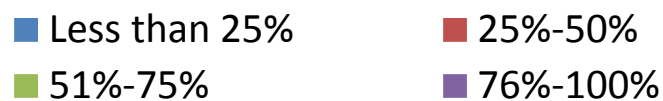
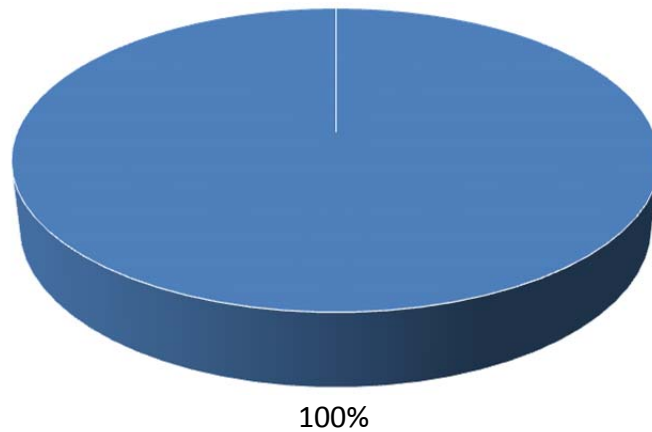
### Consistent vs Inconsistent Responses Based on Primary Job Position



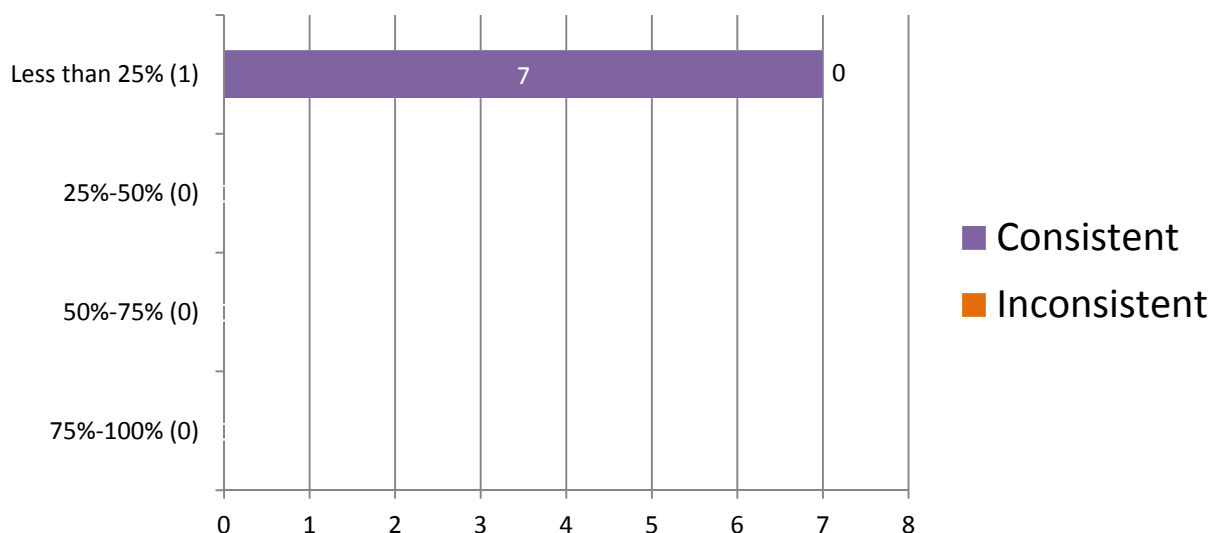
\*For further information, please read **Manufacturer's Additional Observations** on the final page of this report.

## Appendix 7

### Percentage of Participants Based on Time Devoted to Footwear Casework



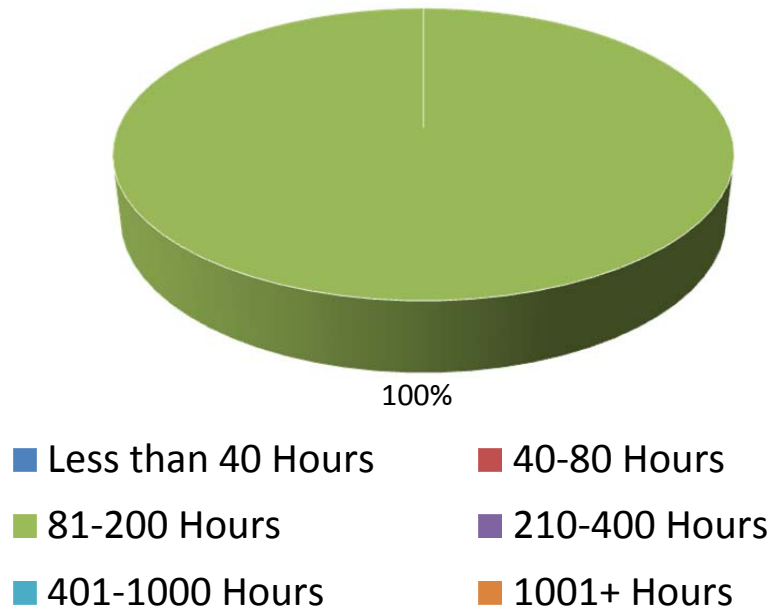
### Consistent vs Inconsistent Responses Based on Time Devoted to Footwear Casework



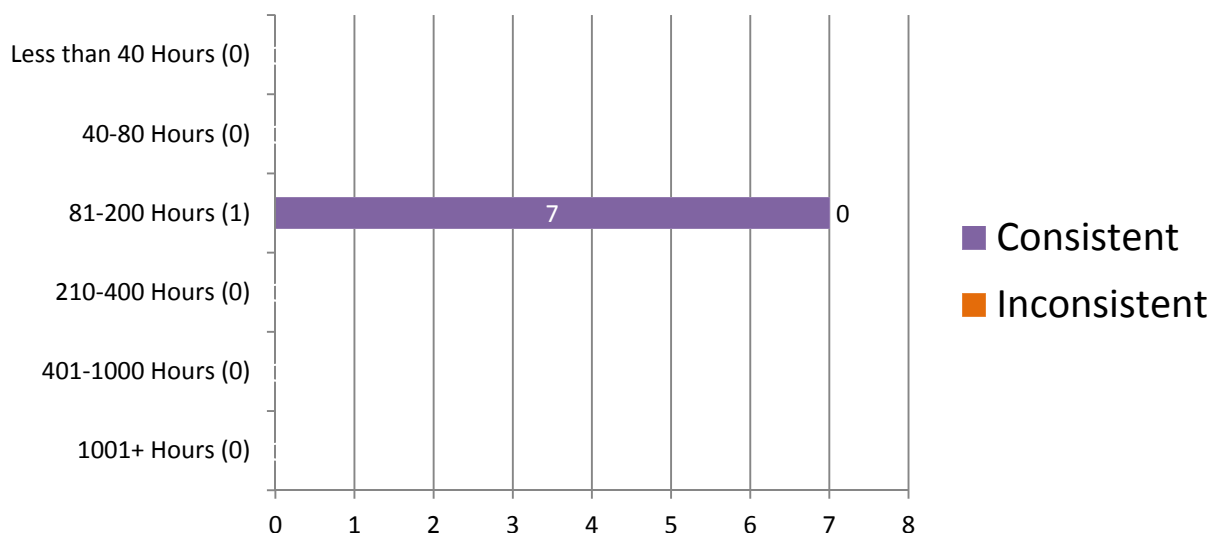
\*For further information, please read **Manufacturer's Additional Observations** on the final page of this report.

## Appendix 8

### Percentage of Participants Based on Hours of Footwear Training Completed



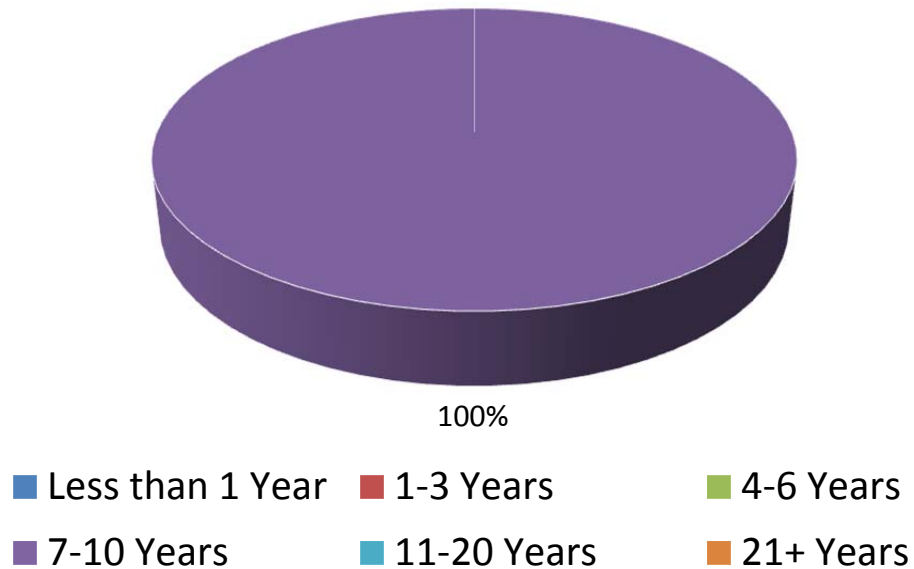
### Consistent vs Inconsistent Responses Based on Hours of Footwear Training Completed



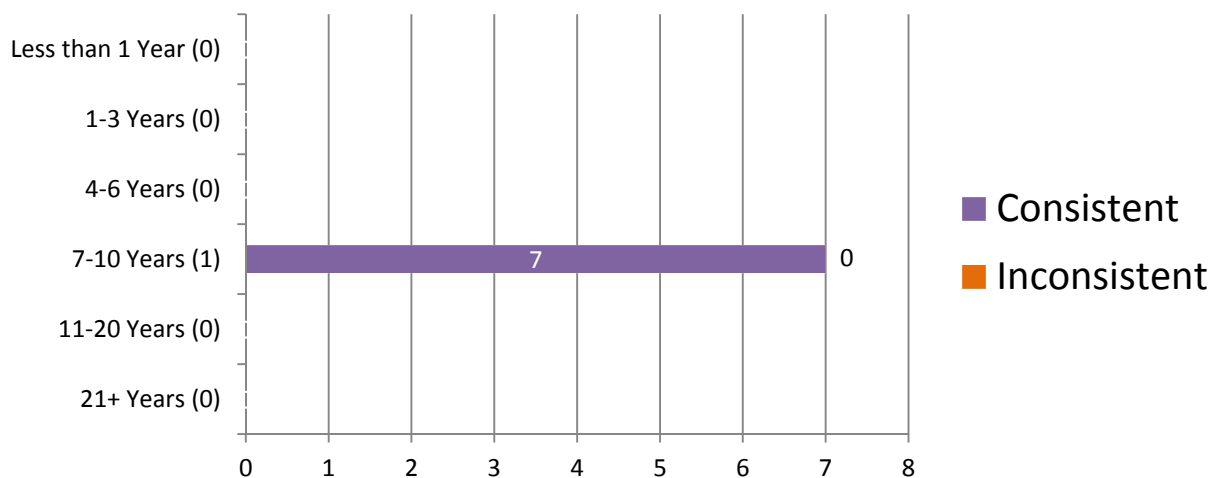
\*For further information, please read **Manufacturer's Additional Observations** on the final page of this report.

## Appendix 9

### Percentage of Participants Based on Years of Experience in Footwear Examinations



### Consistent vs Inconsistent Responses Based on Years of Experience in Footwear Examinations

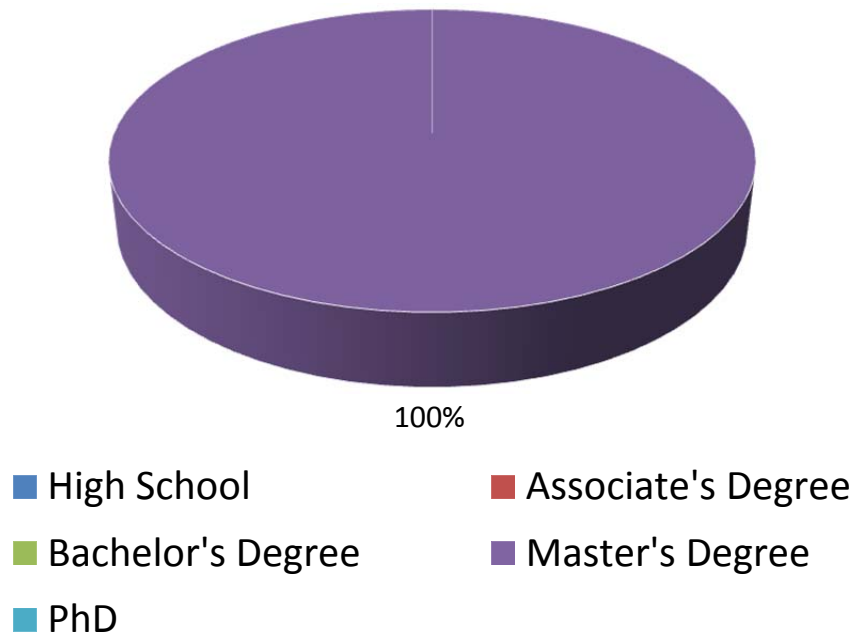


\*For further information, please read **Manufacturer's Additional Observations** on the final page of this report.

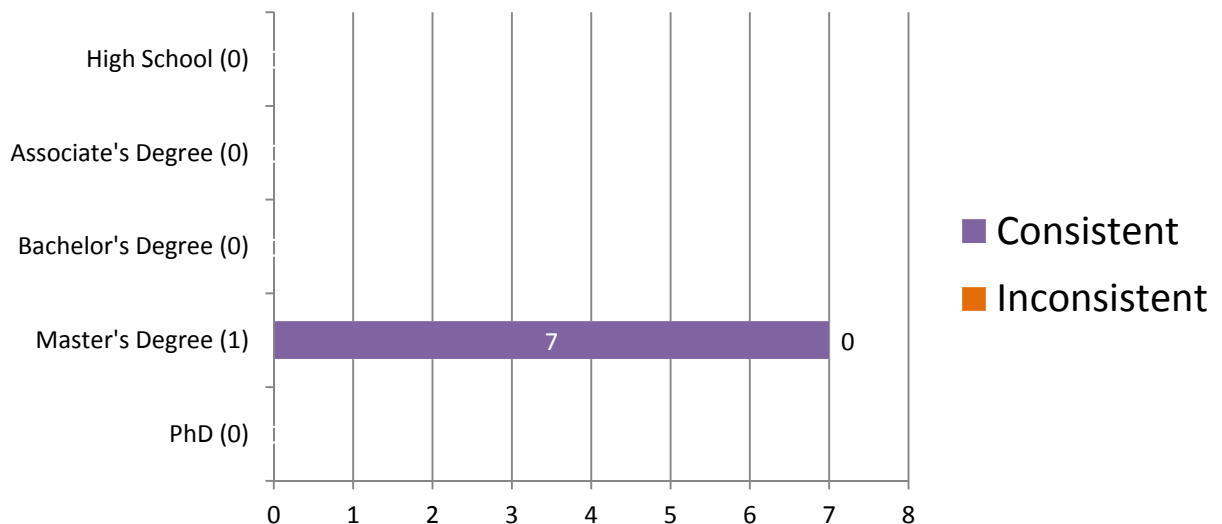


## Appendix 10

### Percentage of Participants Based on Highest Level of Education Completed

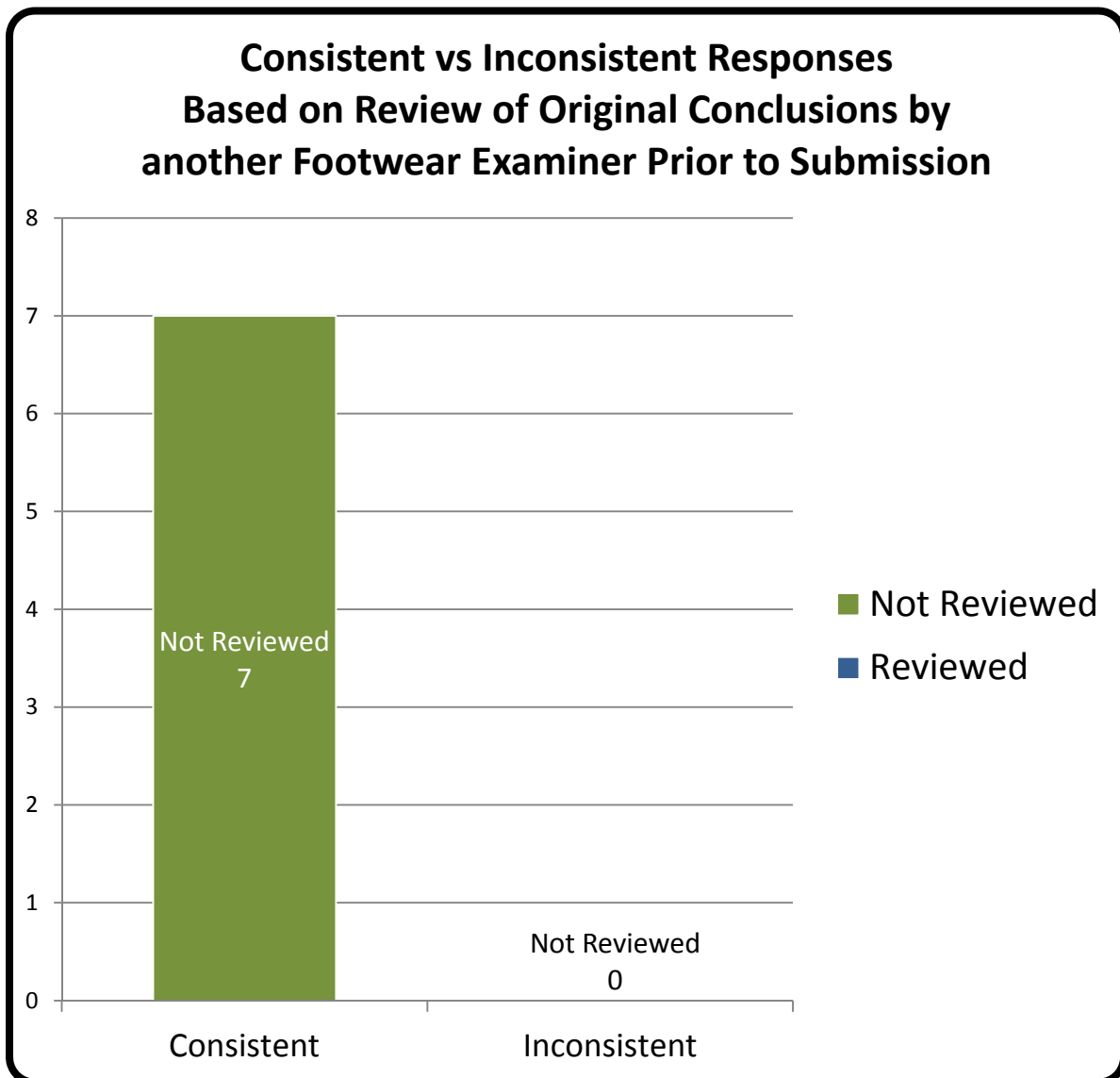


### Consistent vs Inconsistent Responses Based on Highest Level of Education Completed



\*For further information, please read **Manufacturer's Additional Observations** on the final page of this report.

## Appendix 11



\*For further information, please read ***Manufacturer's Additional Observations*** on the final page of this report.

## Appendix 12

### Participant Responses Listed by Test Code

Test Code	Questioned Impression #	Q-1	Q-2	Q-3	Q-4	Q-5	Q-6	Q-7
	Assigned Values	ID K-2	EXC	ID K-1	ID K-1	ID K-1	EXC	ID K-1
	3770H16302	ID K-2	EXC	ID K-1	ID K-1	ID K-1	EXC	ID K-1

### Totals

Questioned Impression #	Q-1	Q-2	Q-3	Q-4	Q-5	Q-6	Q-7
Assigned Values	ID K-2	EXC	ID K-1	ID K-1	ID K-1	EXC	ID K-1
Consistent Responses	1	1	1	1	1	1	1
Inconsistent Responses	0	0	0	0	0	0	0
Percentage of Consistent Responses	100%	100%	100%	100%	100%	100%	100%

## **Participant's Additional Comments**

Test ID	Comments
	There were no additional comments.

## **Manufacturer's Additional Observations**

There were no additional observations.

**Authorized by:** Ron Smith, President  
Ron Smith and Associates, Inc.

**Date of Issue:** November 22, 2016